

2025 Edition

WORLD LNG PLANTS MAP

The Latest Blueprint and Data of 128+ World-class LNG Plants



Fill This Booking Form to Customize Your

2025 WORLD LNG PLANTS MAP

Language: English Edition

Step 1: Select (☑) Map Size, Content and Number of Copies

Description	Professional Edition		Junior Analyst Edition		Senior Analyst Edition
	L	XL	L	XL	XL
Map Size	L	XL	L	XL	XL
Length × Height ¹ (cm)	200×100	250×125	200×100	250×125	250×125
Project Location	✓	✓	✓	✓	✓
Project Status	✓	✓	✓	✓	✓
Inset Maps	✓	✓	✓	✓	✓
Add Your Company Name into Map ²	✓	✓	✓	✓	✓
Add World LNG Plants Table ³	×	×	✓	✓	✓
2001-2023 World LNG Export and Import Database Table ⁴	×	×	×	×	✓
2001-2023 World Gas Reserves by Major Nations Table	×	×	×	×	✓
2001-2023 World Gas Production by Major Nations Table	×	×	×	×	✓
2001-2023 World Gas Consumption by Major Nations Table	×	×	×	×	✓
2001-2023 World Natural Gas Prices	×	×	×	×	✓
Price / copy	\$340	\$364	\$436	\$460	\$537
No. of Copies to Book	_____	_____	_____	_____	_____

- The customized map size has an error rate of 0.5% due to artificial involvement in cutting. Each of the map's 4 sides has 1cm blank area left for map mounting. Therefore, the map's picture size should minus 2 cm for both its length and height;
- Your company name will be, by default, added into the map;
- World LNG Plants Table** introduces each project's name, location (continent, nation), status, and consortium participants;
- World LNG Export and Import Database Table** introduces annual LNG export and import volume for world's 50 regions/nations.

Step 2: Select (☑) Other Services

\$346 **Latest Research Service & Data on World's LNG Plants** (Mini LNG Plants Not Included)

- Please refer to the "Research Service & Data" instruction in this form or contact us for sample;
- The price, mainly calculated by project number, may change to reflect the latest project changes;
- The research data (in Microsoft Excel format) will take 15 working days to be updated so as to reflect the latest industry situation exactly on the delivery date.

Order, Payment, Delivery Time and Shipping

- Send your booking form to publications@araworldwide.com, and it will be usually processed within one working day. An invoice will be sent to you with total sum of the order, shipping fee (charged based on your mailing address and total weight) and our banking account;
- Each map is exported from latest database upon your order and customizing demands. Your orders will be shipped in 15 working days from the date your payment is received;
- Within 30 days after you receive your order, if you would like to have a larger map or want to add more customized elements into your map, you can receive the new map after you mail the existing map back to us and pay just the additionally-occurred fees.

Mailing Address and Contacts

Name _____ Job Title _____

Phone _____ Email _____





Company _____

Note: Official name of your company is required as it will be added into the customized map.

Mailing Address _____

Postcode _____

RELATED PROJECTS

-  Existing Onland LNG Plant
-  New Onland LNG Plant
-  Existing Floating LNG Plant
-  New Floating LNG Plant

MAP FIGURES

No. of Projects: 128+
The exact no. of projects should refer to your tailor-made map on the delivery date.
No. of Inset Maps: 14
No. of Tables: 7 (Optional)
Map Size: Tailor-made
Delivery Time: 15 Working Days
Recommended Size: L or above
Format: Rolled Paper Map
No Digital Copy Available

INSET MAPS

- Canada: Kitimat, British Columbia
- Canada: Southwest British Columbia
- USA: Alaska
- USA: Brownsville Shipping Channel, Texas
- USA: Coastal Houston and Corpus Christi, Texas
- USA: Port Arthur Shipping Channels
- USA: Calcasieu Ship Channel, Louisiana
- USA: Coastal New Orleans and Pascagoula
- Algeria: Arzew
- Africa: Gulf of Guinea
- Qatar: Ras Laffan Industrial City
- Malaysia - Bintulu Port
- Australia: Northwest Coastal Area
- Australia: Gladstone - Curtis Island Region, Queensland

Latest Research Service & Data on

WORLD'S LNG PLANTS

This research introduces each LNG plant's location (continent, nation, province, and address), status, operation start year, liquefaction process, current production capacity, planned production capacity growth in next phase, planned production capacity growth in long term, current no. of trains, planned no. of trains growth in next phase, planned no. of trains growth in long term, and consortium participants.

SUBSCRIPTION CONTACT

Ms. Jenny Jiang
Shanghai Retail Office
ARA Research and Publication
Phone: (0086 21) 6652 3700
E-mail: publications@araworldwide.com
Address: 6F, Building B, Tongyi Enterprise Plaza, No.568 West Tianshan Road, Shanghai, P.R. China, 200335

Intellectual Property Rights:
Ordering the product and service in this form does NOT grant you a license to distribute and resell.